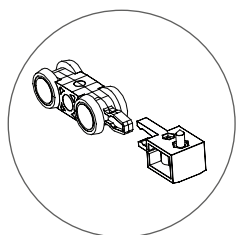


IN OUT FLY

Sistem de uși glisante fără șină inferioară

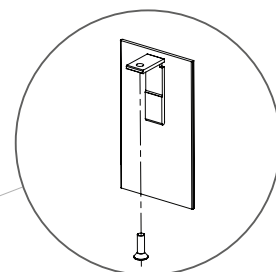
Set role



SAS 430.100

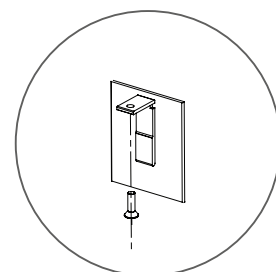
Set de 1 rolă și 1 opritor. (1 set pentru 1 parte; setul trebuie combinat cu alt set de role sau cu un amortizor).

Capăt șină superioară



SAS 140.180

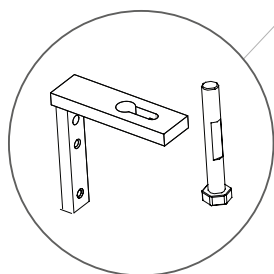
(OPȚIONAL)



SAS 140.155

(OPȚIONAL)

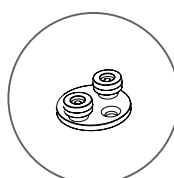
Set accesorii uși



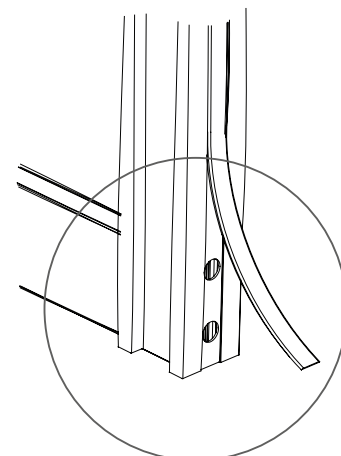
Plinto SAS 230.240

Quadro SAS 230.240-Q

Include conectori, șuruburi și pinul de ghidare.

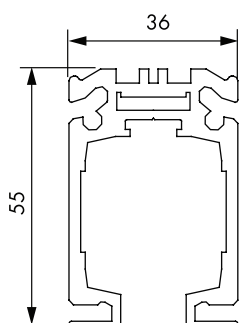


Profil de acoperire

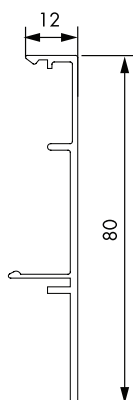


SAS 520.300.11

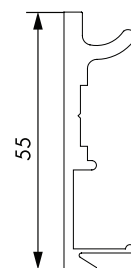
SAS 210.161



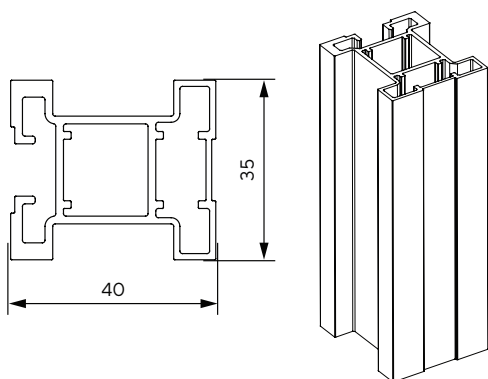
SAS 110.100



SAS 110.110



SAS 510.202

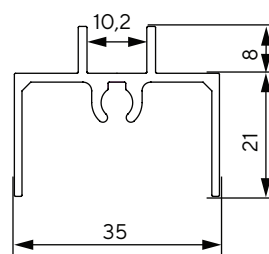


Dimensiuni maxime ușă:

H | H.: max 3000 mm

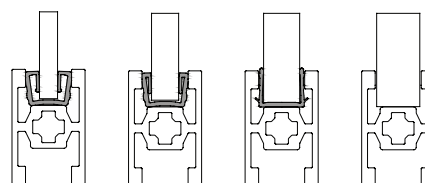
B | W: max 1500 mm

SAS 610.362

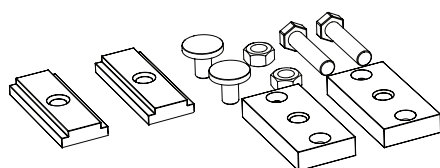


Grosimea sticlei

4 mm 6 mm 8 mm 10 mm



SAS 830.112



Garnitura

Grosimea sticlei

SAS 520.000.10

4 mm

SAS 520.001.10

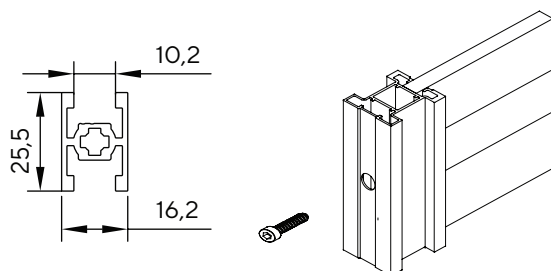
6 mm

SAS 520.020.10

8 mm

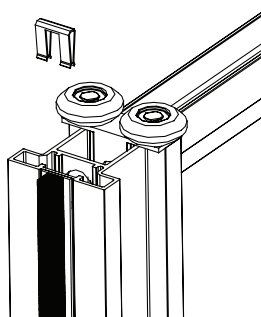
Divizor

SAS 510.330



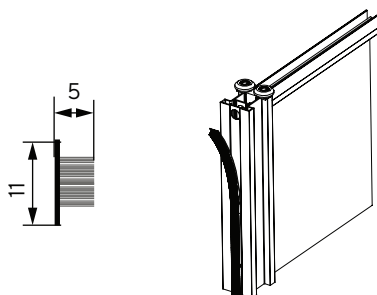
Cleme metalice pentru fixarea periei

SAS 520.111.11



Perie pentru laterale

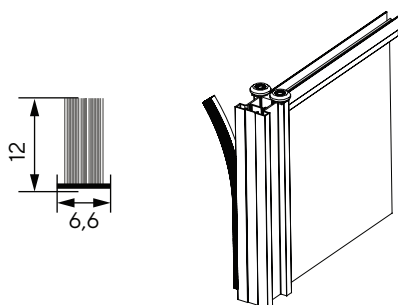
SAS 520.100.11



Perie adezivă de fixat pe profilele verticale ale ușilor.
(Poate fi folosit ca alternativă la profilul de plastic pentru acoperirea găurilor)

Perie între uși

SAS 520.200.11

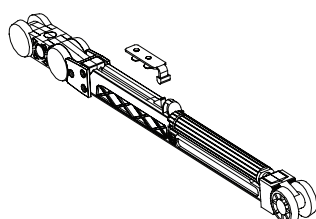


Perie adezivă de fixat pe profilele verticale ale ușilor.

Amortizor

Role integrate și un activator. (1 set pentru 1 parte)

SAS 430.110



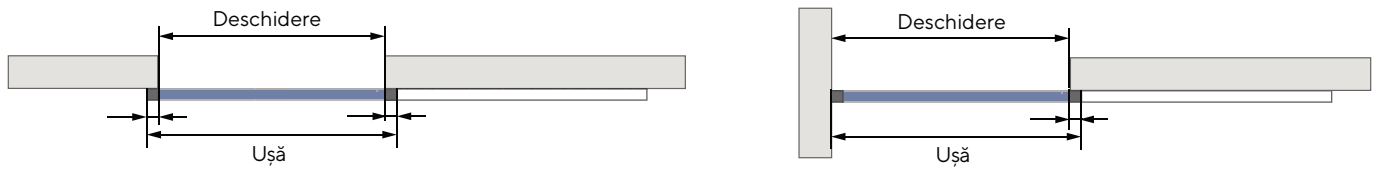
Lățime ușă

Nr. amortizori

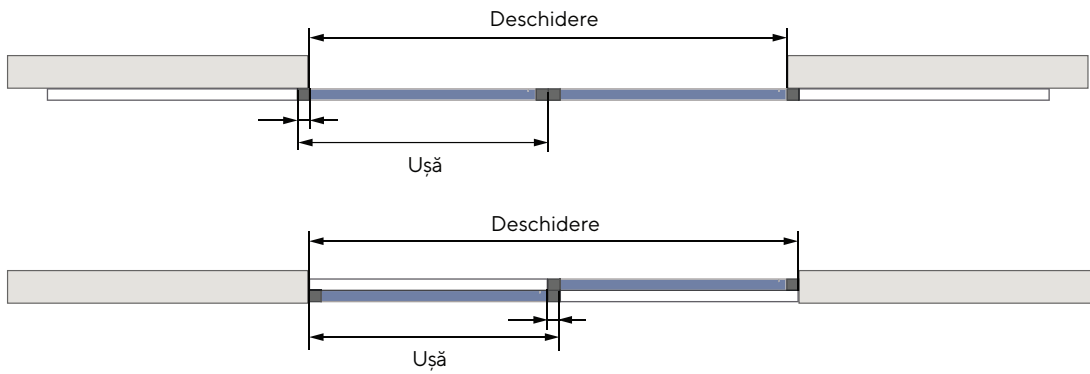
< 700 mm	0
701-900 mm	1
900 mm <	2

EXEMPLE MONTAJ

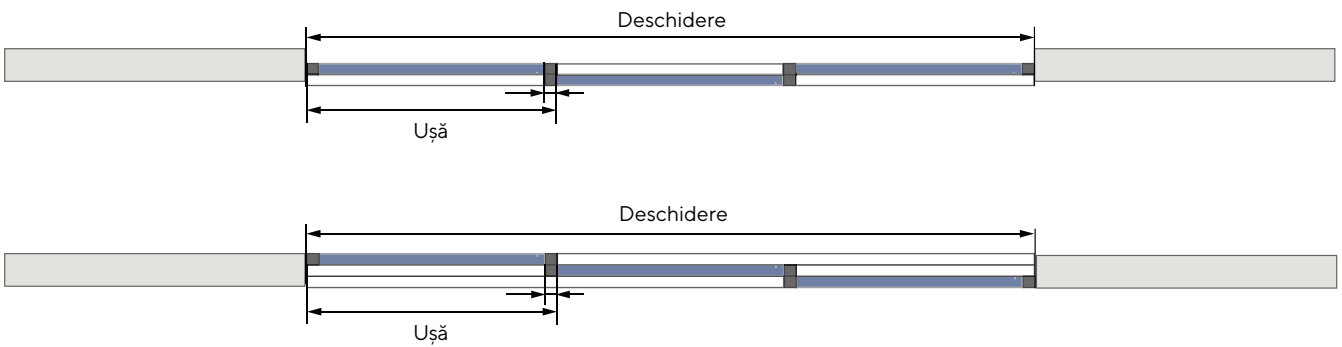
1 UȘĂ



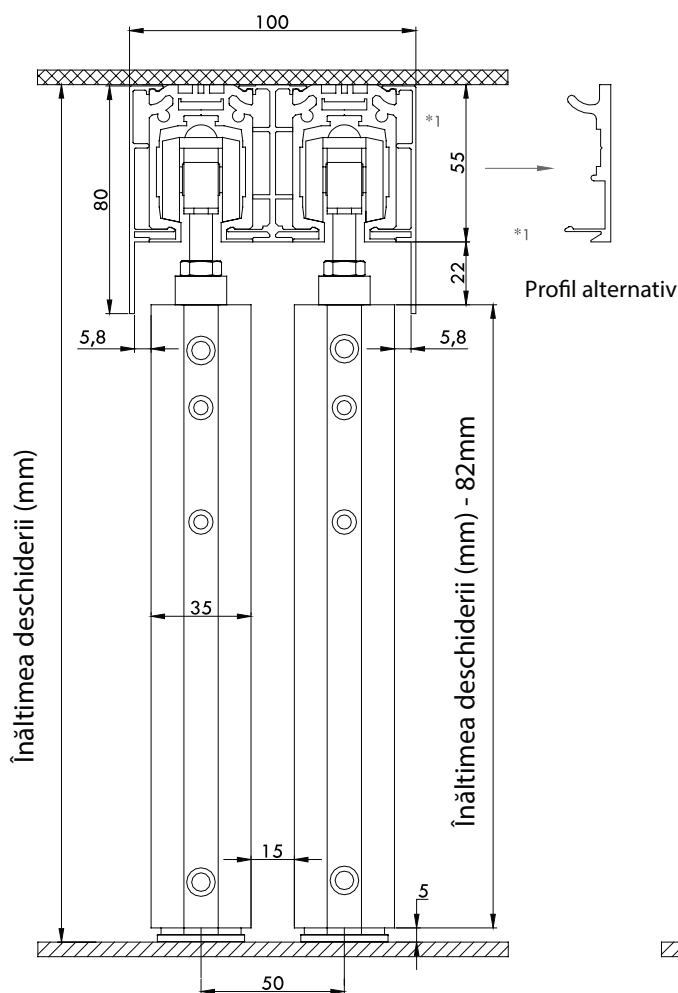
2 UȘI



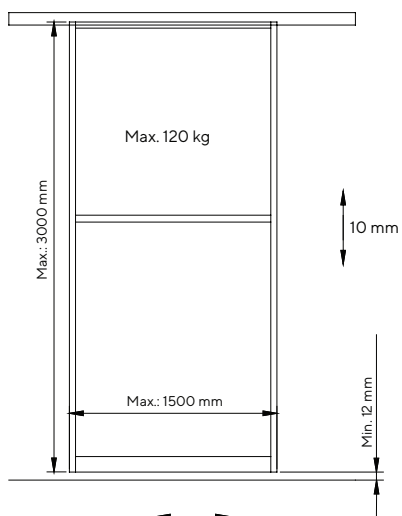
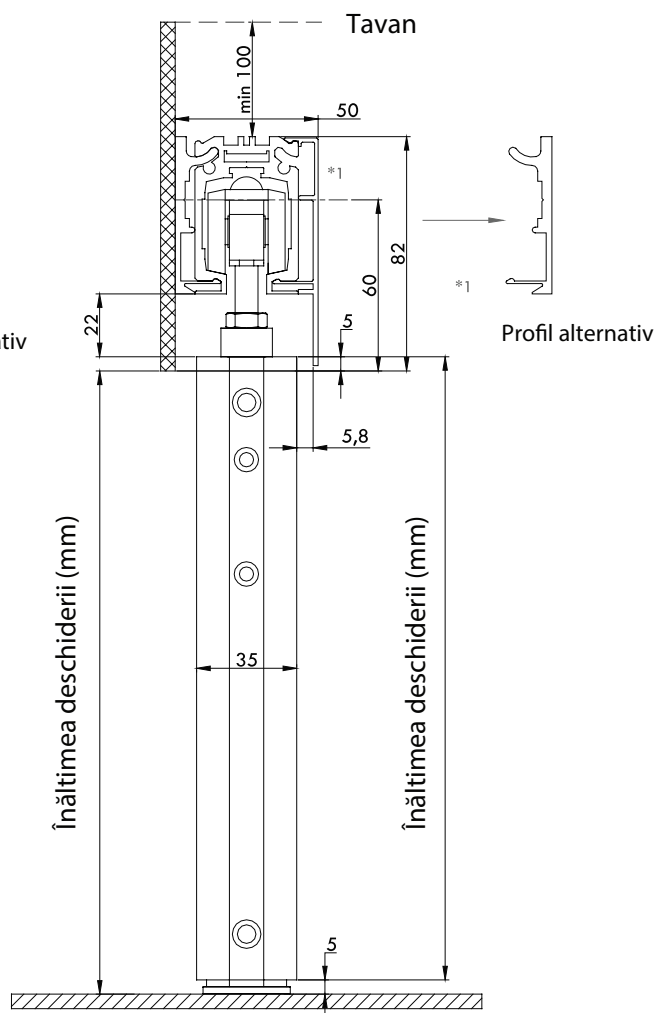
3 UȘI



Prindere de tavan



Prindere de perete



Reglarea pe înălțime a ușii

cu soft close: 10 mm

fară soft close: 10 mm

Deschiderea ușii = Lățimea ușii x 2 - 92 mm