

# In Out Fly Wood

Sistem de glisare pentru uși din lemn



ACCESORIA GROUP

House of innovation

alu-style

70 in-outFLYwood

Technical drawing of the 70 in-outFLYwood sliding door system. The main drawing shows the assembly of the door profile with rollers and hardware. A callout box shows a detail of the roller assembly. A cross-section view shows the door profile with a 245mm dimension. The hardware list includes:

- 2x [M] (Roller)
- 2x [B] (Bracket)
- 2x [L] (Bracket)
- 2x [C] (Bracket)
- 8x [D] (Screw)
- 2x [E] (Screw)
- 1x [F] (Wrench)
- 1x [G] (Bracket)
- 1x [H] (Bracket)
- 2x [I] (Screw)
- 2x [J] (Screw)
- 2x [K] (Screw)

Technical drawing of the 70 in-outFLYwood sliding door system. The main drawing shows the assembly of the door profile with rollers and hardware. A callout box shows a detail of the roller assembly. A cross-section view shows the door profile. The hardware list includes:

- 2x [A] (Roller)
- 2x [B] (Bracket)
- 2x [C] (Bracket)
- 8x [D] (Screw)
- 2x [E] (Screw)
- 1x [F] (Wrench)
- 1x [G] (Bracket)
- 1x [H] (Bracket)
- 2x [I] (Screw)
- 2x [J] (Screw)
- 2x [K] (Screw)

Technical drawing of the 70 in-outFLYwood sliding door system. The main drawing shows the assembly of the door profile with rollers and hardware. A callout box shows a detail of the roller assembly. A cross-section view shows the door profile. The hardware list includes:

- 1x [M] (Roller)
- 1x [A] (Roller)
- 1x [B] (Bracket)
- 1x [L] (Bracket)
- 2x [C] (Bracket)
- 8x [D] (Screw)
- 2x [E] (Screw)
- 1x [F] (Wrench)
- 1x [G] (Bracket)
- 1x [H] (Bracket)
- 2x [I] (Screw)
- 2x [J] (Screw)
- 2x [K] (Screw)

Dimensiuni exprimate în milimetri.

Ultima actualizare: 02.06.2015

# In Out Fly Wood

Sistem de glisare pentru uși din lemn

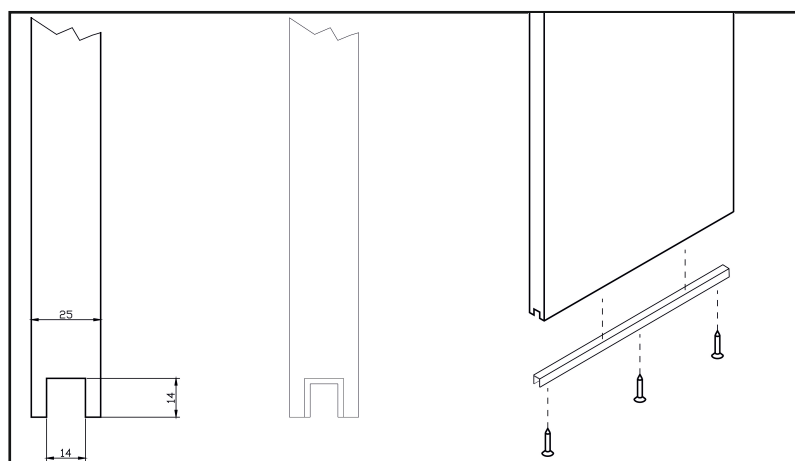
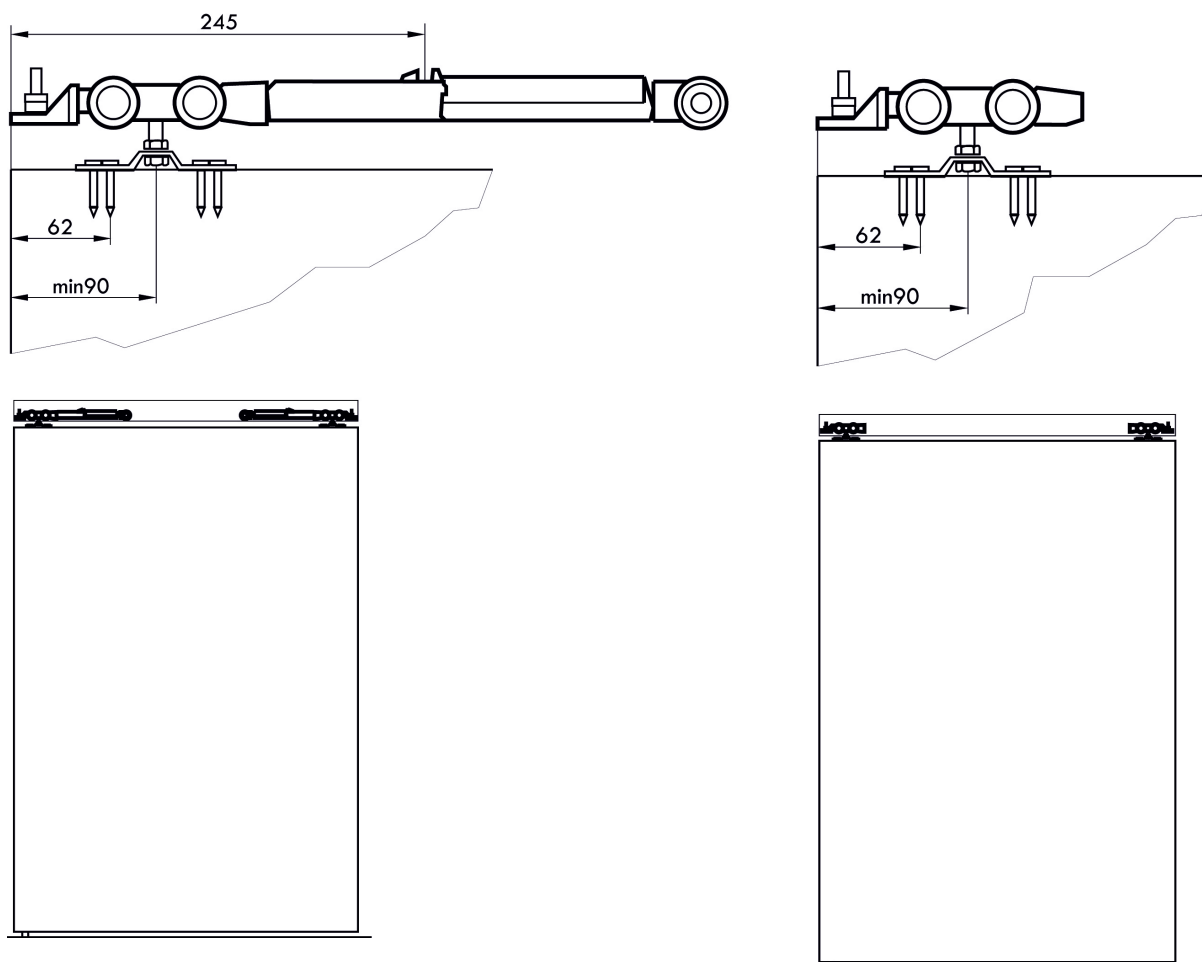


ACCESORIA GROUP

House of innovation

alu-style

in-out<sup>FLY</sup>wood



Dimensiuni exprimate în milimetri.

Ultima actualizare: 02.06.2015

# In Out Fly Wood

Sistem de glisare pentru uși din lemn

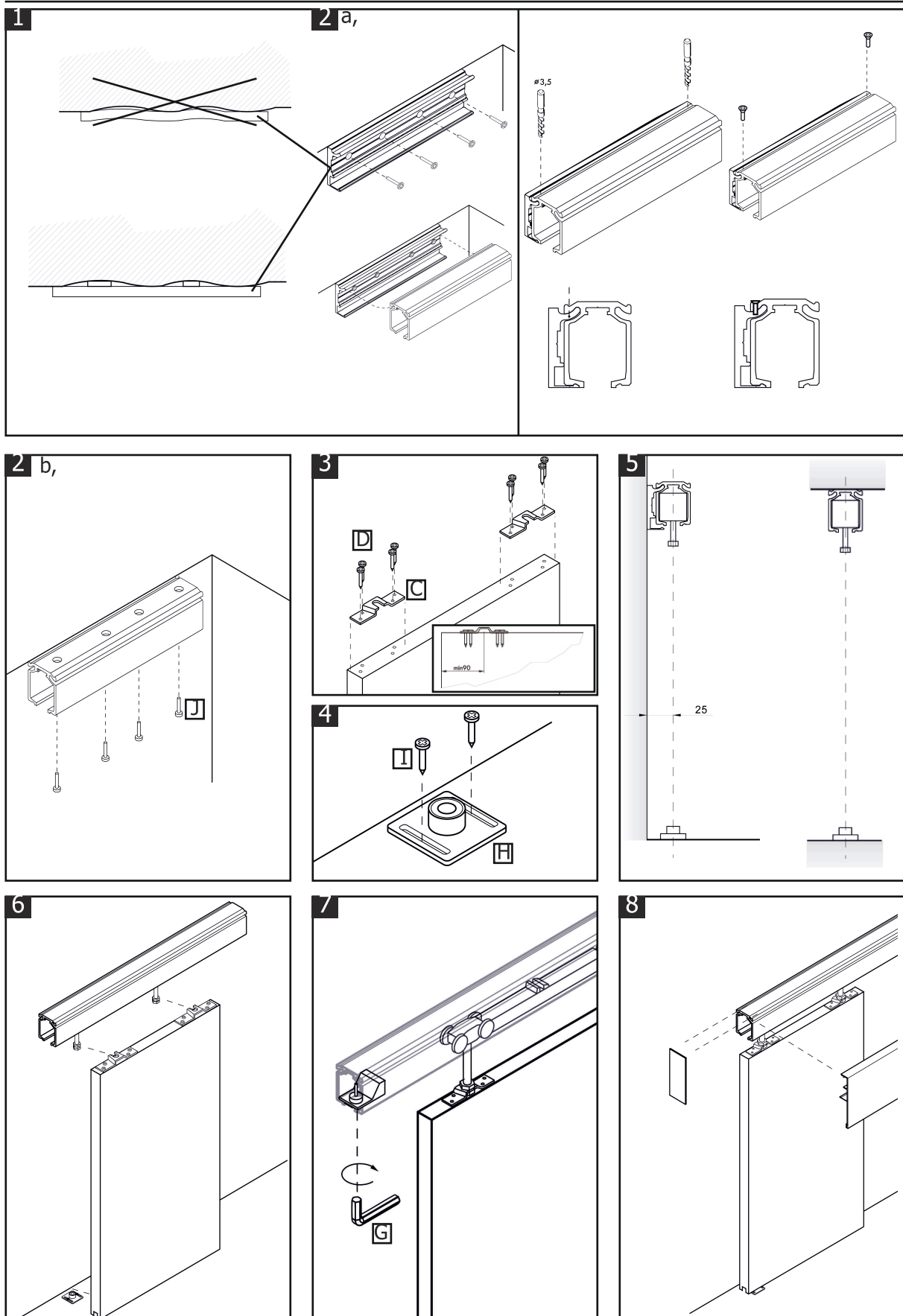


ACCESORIA GROUP

House of innovation

alu-style

70 in-outFLYwoodY



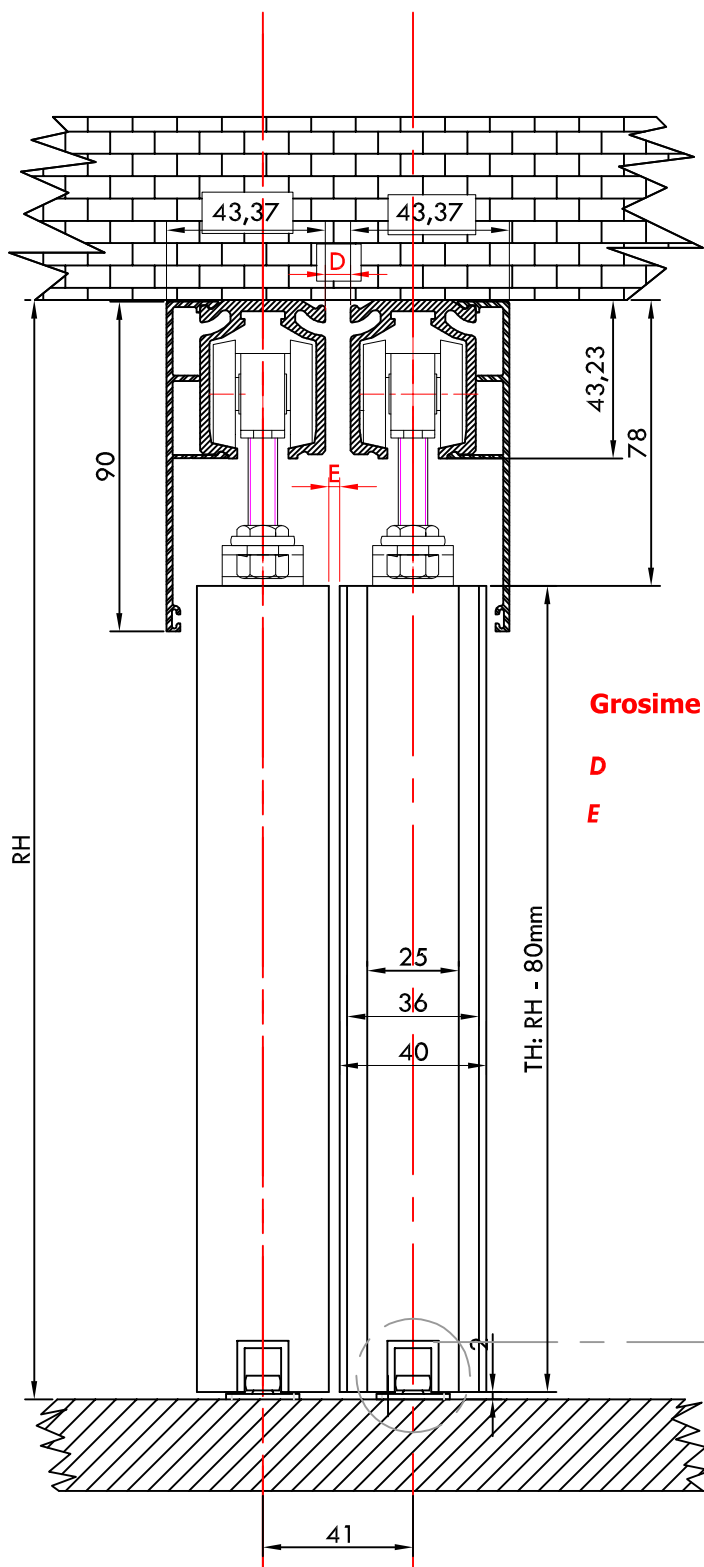
Dimensiuni exprimate în milimetri.

Ultima actualizare: 02.06.2015

alu-style

in-out<sup>FLY</sup>wood

Secțiune ușă - cale de rulare SAS 210.160.00 și profil de acoperire 90 mm



Montaj pe tavan

<b>Grosime lemn</b>	<b>25 mm</b>	<b>36 mm</b>	<b>max. 40 mm</b>
<b>D</b>	<b>0 mm</b>	<b>11 mm</b>	<b>15 mm</b>
<b>E</b>	<b>9,2 mm</b>	<b>9,2 mm</b>	<b>9,2 mm</b>

**RH** Înălțime cameră (mm)  
**TH** Înălțime ușă (mm)